










First-time landlord checklist

Be stress free with your expert checklist from Belvoir!



-  Find a reputable agent that is part of an industry body (NALS, RICS, ARLA)
-  Ensure your tenant's deposit is lodged in a deposit protection scheme
-  Redecorate where required, replace carpets and paint scuffed walls
-  Provide new smoke & carbon monoxide alarms and test the batteries
-  Ensure areas such as stairways are adequately lit and all bulbs are working
-  Obtain an Energy Performance Certificate (EPC) for your property
-  Tidy up the front garden and level off any uneven paving
-  Provide lighting to the front so the property is visible from the road
-  Replace any doors and windows that are not up to standard
-  Ensure any included furniture is good quality and meets fire safety standards
-  Fully clean the property and remove any items of personal value
-  Arrange annual gas safety checks for the property when they are due
-  Ensure if maintenance issues arise, they are dealt with quickly
-  As well as agent inspections, arrange your own at the consent of the tenant